

Scaled data based on original data using
LM-79-08 Approved Method: Electrical and Photometric Measurements of Solid-
State Lighting Products

Test Report Prepared for
Cooper Lighting Solutions
(formerly Eaton)

Brand: McGRAW-EDISON

Report Number: P227427

Luminaire Tested: **ISW-AF-1000-LED-E1-RW-7060-ULG**

Issue Date: 3/3/2020

Test Information

Test Method: LM-79-08
Report Number: P227427
TEST IS SCALED FROM IESNA LM-79-08 TEST DATA (P29767)-DOWNLIGHT AND
Test Lab: INNOVATION CENTER-P2
Issue Date: 3/3/2020
Manufacturer: COOPER LIGHTING SOLUTIONS (FORMERLY EATON)
Product Line: MCGRAW-EDISON
Catalog Number: ISW-AF-1000-LED-E1-RW-7060-ULG
Description: IMPACT ELITE LED WEDGE LUMINAIRE WITH UPLIGHT
LIGHT SQUARE WITH ACCULED OPTICS-RECTANGULAR WIDE TYPE I, WITH UPLIGHT
GLOW
Light Source: (16) 5700K CCT, 70 CRI LEDs and (1) UPLIGHT LED
Ballast/Driver: ELECTRONIC DRIVER

Summary

Lumens per Lamp: N/A
Luminaire Lumens: 7710.9 lumens
Efficiency: N/A
Efficacy: 108.1 lumens/watt
Luminous Opening: Rectangular w/ Sides (W: 0.5' x L: 0.5' x H: 0.54')
IES Classification: Type II - Medium - Non-Cutoff
BUG Rating: B2 - U5 - G2

Input Watts (W): 71.3
Input Voltage (V): 120
Input Current (Ain): NR
Voltage Rise (V): NR
Power Factor: NR
Total Harmonic Distortion (THDi): NR
Frequency (hertz): 60
Stabilization Time: NR
Operation Time: NR
Ambient Temperature (°C): NR
Test Distance: 25 FT

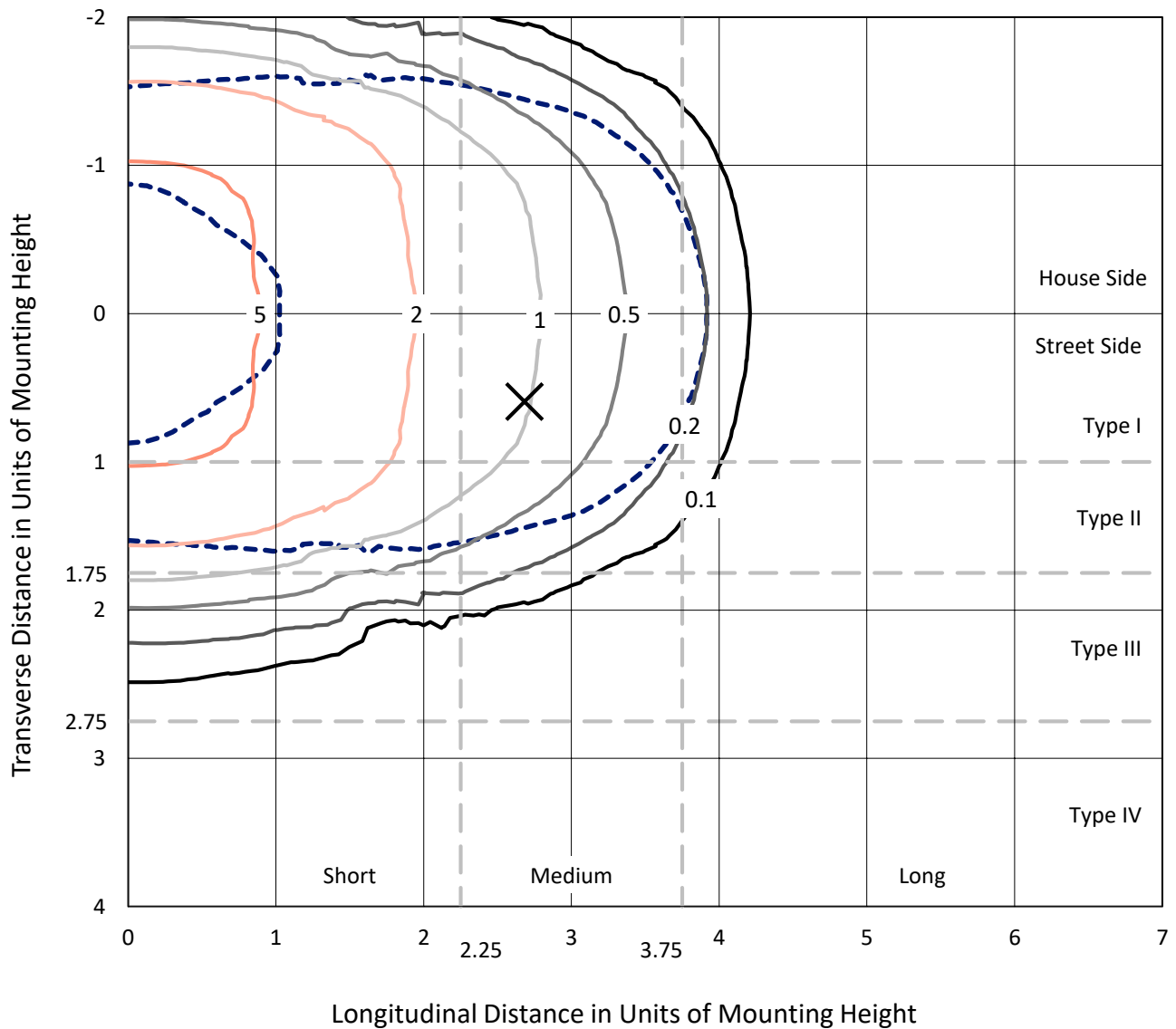


REPORT NUMBER: P227427

CATALOG NUMBER: ISW-AF-1000-LED-E1-RW-7060-ULG

Iso-Footcandle Lines of Horizontal Illumination

× Max cd
 - - - 1/2 Max cd

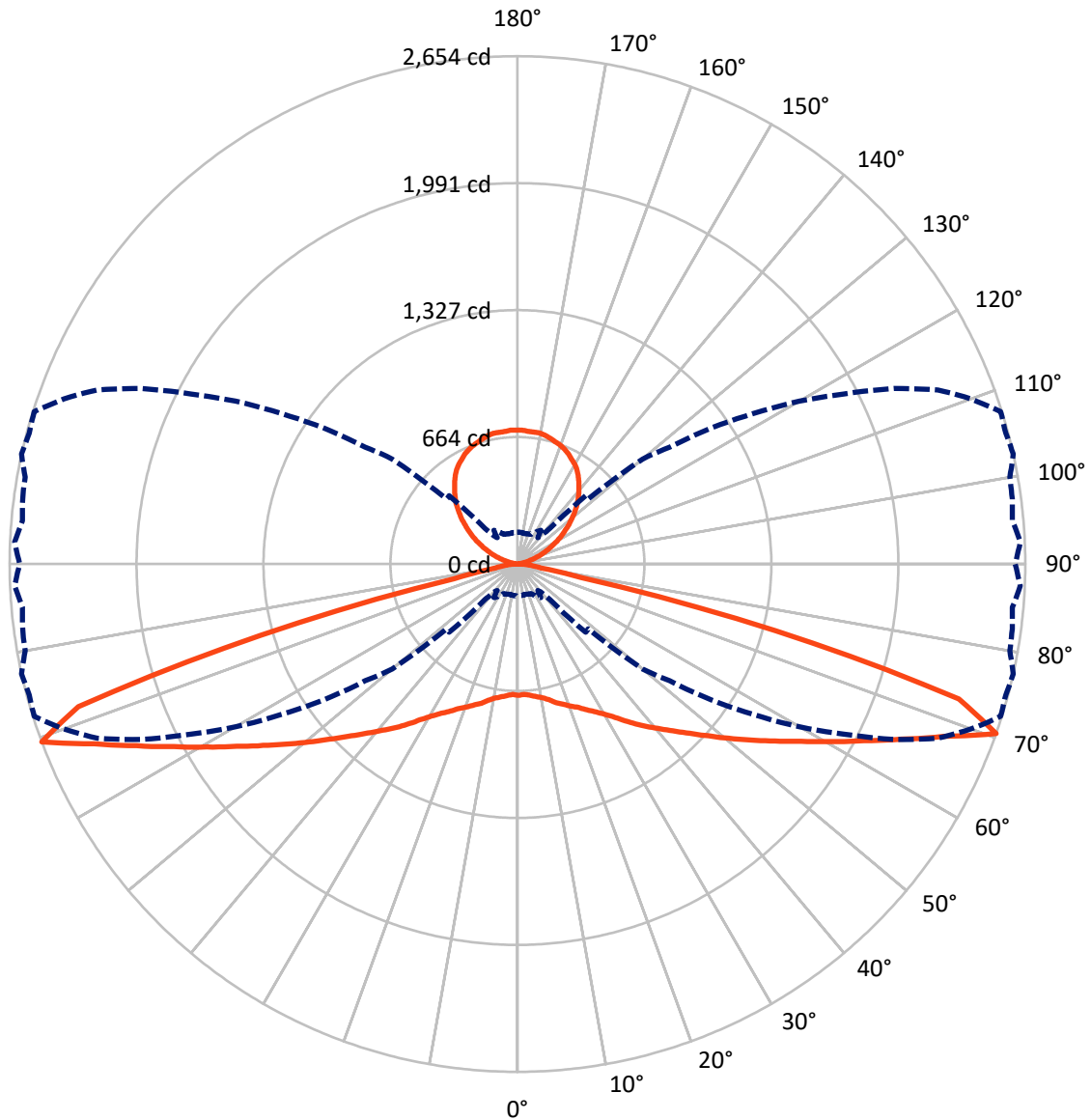


Based on 10 foot mounting height. Maximum calculated value = 7.1 fc
 Type II - Medium - Non-Cutoff

REPORT NUMBER: P227427

CATALOG NUMBER: ISW-AF-1000-LED-E1-RW-7060-ULG

Luminous Intensity Polar Plot



— Vertical Plane Through 77.5-Deg Lateral - - - Horizontal Cone Through 70-Deg Vertical

REPORT NUMBER: P227427

CATALOG NUMBER: ISW-AF-1000-LED-E1-RW-7060-ULG

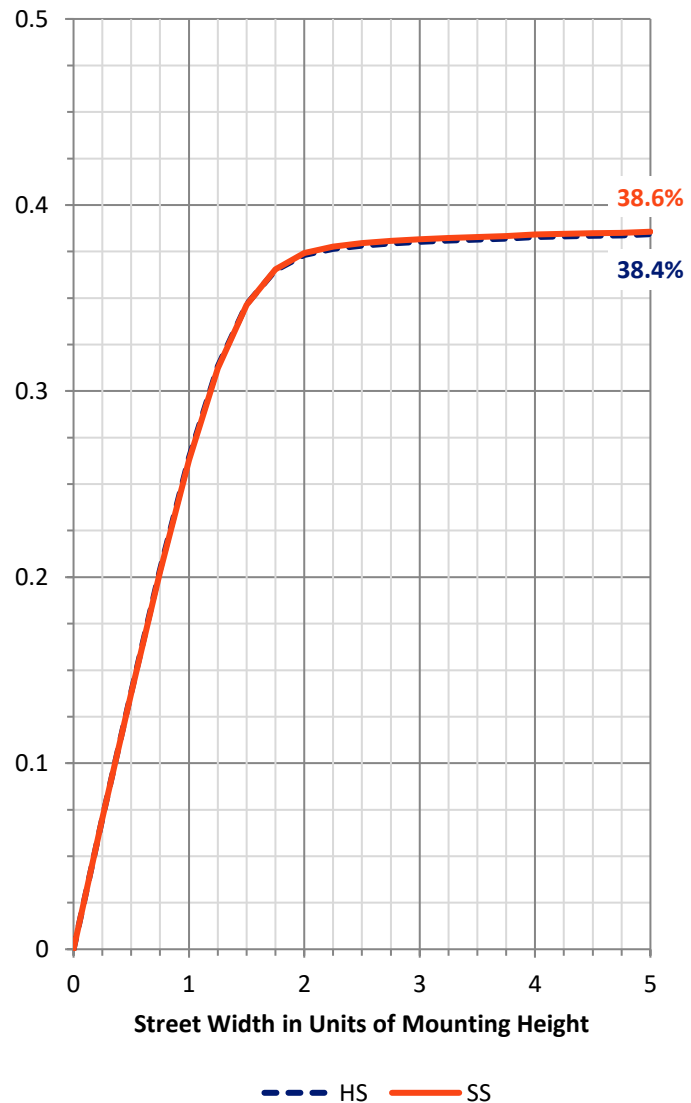
FLUX DISTRIBUTION:

		Downward	Upward	Total
House Side	Lumens	2987.4	868.0	3855.4
	% Fixture	38.7	11.3	50.0
Street Side	Lumens	2987.4	868.0	3855.4
	% Fixture	38.7	11.3	50.0
Total	Lumens	5974.8	1736.1	7710.9
	% Fixture	77.5	22.5	100.0

Coefficient of Utilization

ZONAL LUMENS:

Zone	Lumens	% Fixture
0°-10°	66.3	0.9
10°-20°	207.4	2.7
20°-30°	389.4	5.0
30°-40°	680.5	8.8
40°-50°	1109.2	14.4
50°-60°	1518.0	19.7
60°-70°	1396.4	18.1
70°-80°	545.8	7.1
80°-90°	61.8	0.8
90°-100°	10.2	0.1
100°-110°	57.4	0.7
110°-120°	166.1	2.2
120°-130°	273.2	3.5
130°-140°	336.8	4.4
140°-150°	344.6	4.5
150°-160°	290.3	3.8
160°-170°	191.2	2.5
170°-180°	66.3	0.9
0°-90°	5974.8	77.5
0°-180°	7710.9	100.0



REPORT NUMBER: P227427

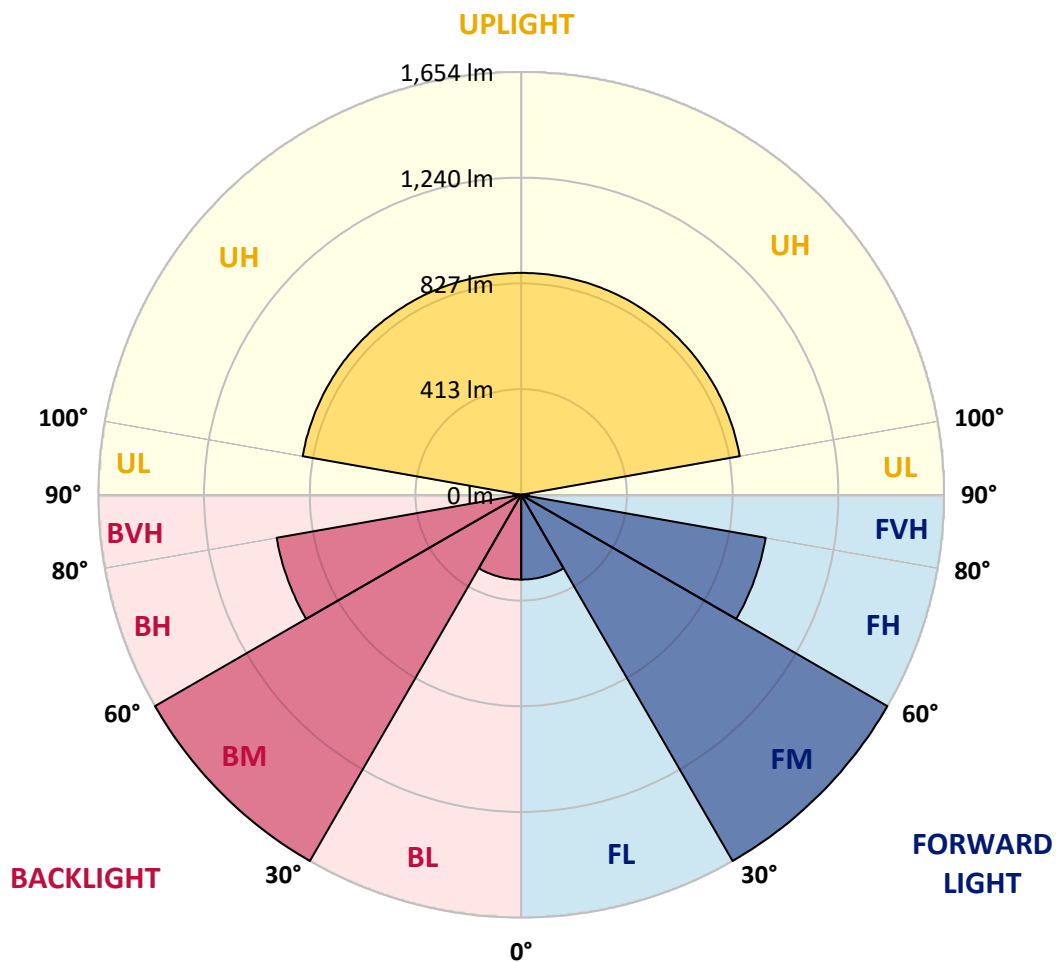
CATALOG NUMBER: ISW-AF-1000-LED-E1-RW-7060-ULG

LUMINAIRE CLASSIFICATION SYSTEM LUMEN TABLE AND BUG RATING:

Zone		Lumens	% Fixture	Zone Rating/Lumen Limit		
				B	U	G
FL	(0°-30°)	331.6	4.3			
FM	(30°-60°)	1653.8	21.4			
FH	(60°-80°)	971.1	12.6			G1/1800
FVH	(80°-90°)	30.9	0.4			G1/100
BL	(0°-30°)	331.6	4.3	B1/500		
BM	(30°-60°)	1653.8	21.4	B2/2500		
BH	(60°-80°)	971.1	12.6	B2/1000		G2/1000
BVH	(80°-90°)	30.9	0.4			G1/100
UL	(90°-100°)	10.2	0.1		U2/50	
UH	(100°-180°)	868.0	11.3		U4/1000	

BUG Rating: B2-U5-G2

Type II Medium





REPORT NUMBER: P227427

CATALOG NUMBER: ISW-AF-1000-LED-E1-RW-7060-ULG

CANDELA DISTRIBUTION (FULL):

	0°	5°	15°	25°	35°	37.5°	40°	42.5°	45°	47.5°	50°
0°	686.3	686.3	686.3	686.3	686.3	686.3	686.3	686.3	686.3	686.3	686.3
2.5°	683.7	682.8	682.8	683.7	685.5	686.3	684.6	685.5	685.5	684.6	687.2
5°	685.5	684.6	685.5	687.2	689.9	692.5	691.6	691.6	692.5	690.7	695.1
7.5°	683.7	682.8	684.6	689.0	695.1	698.6	698.6	698.6	700.4	699.5	704.8
10°	675.8	674.9	679.3	687.2	698.6	701.3	703.9	704.8	710.1	710.1	715.3
12.5°	668.8	669.6	675.8	688.1	706.6	707.4	710.9	714.5	721.5	718.0	727.6
15°	671.4	673.2	681.1	696.0	720.6	719.7	722.4	725.9	737.3	729.4	745.2
17.5°	684.6	687.2	696.0	713.6	739.1	734.7	738.2	743.5	758.4	748.7	767.2
20°	705.7	709.2	718.9	738.2	761.9	757.5	761.0	767.2	784.8	775.1	793.6
22.5°	733.8	737.3	747.9	769.8	795.3	790.0	793.6	798.8	818.2	803.2	826.1
25°	771.6	775.1	786.5	809.4	838.4	832.2	834.0	837.5	857.7	840.1	862.1
27.5°	824.3	827.8	837.5	859.5	887.6	882.3	884.1	887.6	908.7	891.1	910.4
30°	891.1	894.6	903.4	925.4	949.1	942.9	945.6	948.2	967.6	950.0	965.8
32.5°	970.2	969.3	982.5	1005.3	1026.4	1015.0	1015.0	1015.0	1033.5	1015.9	1028.2
35°	1063.3	1063.3	1076.5	1098.5	1117.8	1104.6	1098.5	1095.0	1115.2	1093.2	1102.0
37.5°	1165.3	1160.9	1181.1	1201.3	1219.8	1203.1	1197.8	1193.4	1208.3	1183.7	1188.1
40°	1273.4	1269.9	1291.8	1314.7	1327.0	1305.0	1300.6	1295.3	1311.2	1287.4	1286.6
42.5°	1371.8	1369.2	1397.3	1423.7	1438.6	1410.5	1404.3	1399.0	1416.6	1392.9	1387.6
45°	1455.3	1454.4	1486.9	1523.0	1549.3	1519.4	1515.0	1506.3	1523.8	1494.8	1492.2
47.5°	1520.3	1516.8	1556.4	1609.1	1651.3	1620.5	1619.6	1613.5	1631.9	1600.3	1596.8
50°	1564.3	1566.9	1610.0	1671.5	1740.0	1711.0	1713.7	1711.0	1738.3	1706.6	1711.0
52.5°	1572.2	1577.4	1632.8	1713.7	1809.4	1774.3	1794.5	1802.4	1836.7	1809.4	1818.2
55°	1478.1	1493.1	1577.4	1718.0	1852.5	1830.5	1856.0	1878.9	1927.2	1904.4	1920.2
57.5°	1268.1	1298.9	1396.4	1600.3	1847.2	1859.5	1911.4	1946.5	2005.4	1985.2	2022.1
60°	979.9	1001.0	1109.0	1347.2	1678.5	1695.2	1789.2	1900.8	2036.2	2064.3	2122.3
62.5°	641.5	653.8	759.3	1001.0	1387.6	1392.9	1509.8	1654.8	1889.4	1950.9	2113.5
65°	318.1	334.8	391.1	576.5	972.0	964.9	1093.2	1262.8	1566.9	1634.6	1899.1
67.5°	198.6	201.2	212.7	267.2	486.9	432.4	537.8	715.3	1083.6	1144.2	1479.9
70°	167.0	166.1	163.5	171.4	214.4	174.0	192.5	251.3	504.4	501.8	853.3
72.5°	153.8	151.2	144.1	143.2	149.4	137.1	138.9	142.4	202.1	169.6	328.7
75°	141.5	136.2	127.4	124.8	124.8	115.1	115.1	116.0	130.9	123.0	149.4
77.5°	126.5	120.4	111.6	108.1	104.6	94.0	93.2	94.0	105.5	98.4	111.6
80°	109.0	102.8	96.7	91.4	86.1	76.5	73.8	73.8	83.5	76.5	87.0
82.5°	94.9	87.0	85.2	76.5	68.5	59.8	57.1	52.7	61.5	53.6	65.0
85°	70.3	64.2	80.8	67.7	54.5	48.3	38.7	32.5	38.7	31.6	41.3
87.5°	40.4	37.8	71.2	53.6	48.3	51.8	31.6	22.8	22.0	19.3	22.8
90°	12.9	13.8	18.4	15.9	18.5	13.0	10.1	9.8	12.3	10.5	13.2
92.5°	4.0	4.0	5.0	6.0	6.0	6.0	6.0	6.0	6.0	6.2	6.5
95°	5.0	5.0	6.0	7.0	7.0	7.0	7.0	7.0	7.0	7.0	7.0
97.5°	7.0	7.0	8.0	8.0	9.0	9.0	9.0	9.0	9.0	9.8	10.5
100°	8.0	8.0	9.0	10.0	12.0	14.2	16.5	18.8	21.0	23.0	25.0
102.5°	11.0	11.0	13.0	18.0	27.0	30.2	33.5	36.8	40.0	42.5	45.0
105°	21.0	22.0	27.0	36.0	48.0	51.8	55.5	59.2	63.0	65.2	67.5
107.5°	41.0	42.0	49.0	58.0	73.0	76.8	80.5	84.2	88.0	89.8	91.5
110°	66.0	68.0	74.0	87.0	102.0	105.0	108.0	111.0	114.0	115.5	117.0



REPORT NUMBER: P227427

CATALOG NUMBER: ISW-AF-1000-LED-E1-RW-7060-ULG

CANDELA DISTRIBUTION (continued):

	0°	5°	15°	25°	35°	37.5°	40°	42.5°	45°	47.5°	50°
112.5°	99.0	99.0	106.0	121.0	134.0	136.2	138.5	140.8	143.0	144.2	145.5
115°	140.0	139.0	147.0	159.0	168.0	169.5	171.0	172.5	174.0	175.2	176.5
117.5°	184.0	184.0	189.0	197.0	202.0	202.8	203.5	204.2	205.0	206.5	208.0
120°	225.0	223.0	226.0	233.0	237.0	238.5	240.0	241.5	243.0	243.8	244.5
122.5°	263.0	260.0	261.0	267.0	271.0	272.5	274.0	275.5	277.0	277.5	278.0
125°	298.0	294.0	296.0	299.0	305.0	306.2	307.5	308.8	310.0	310.8	311.5
127.5°	330.0	329.0	329.0	333.0	339.0	339.2	339.5	339.8	340.0	341.2	342.5
130°	363.0	361.0	362.0	366.0	370.0	370.5	371.0	371.5	372.0	373.2	374.5
132.5°	396.0	394.0	393.0	401.0	404.0	404.2	404.5	404.8	405.0	406.5	408.0
135°	429.0	426.0	426.0	432.0	435.0	435.5	436.0	436.5	437.0	438.5	440.0
137.5°	460.0	457.0	459.0	460.0	464.0	465.0	466.0	467.0	468.0	469.2	470.5
140°	488.0	485.0	487.0	489.0	491.0	492.5	494.0	495.5	497.0	497.8	498.5
142.5°	518.0	515.0	517.0	518.0	521.0	522.0	523.0	524.0	525.0	525.5	526.0
145°	550.0	546.0	544.0	547.0	550.0	550.2	550.5	550.8	551.0	552.2	553.5
147.5°	575.0	572.0	571.0	574.0	574.0	574.2	574.5	574.8	575.0	576.2	577.5
150°	595.0	592.0	593.0	593.0	593.0	593.0	593.0	593.0	593.0	594.0	595.0
152.5°	611.0	608.0	608.0	609.0	610.0	610.0	610.0	610.0	610.0	610.2	610.5
155°	629.0	625.0	625.0	627.0	630.0	629.5	629.0	628.5	628.0	627.5	627.0
157.5°	646.0	643.0	643.0	644.0	646.0	645.8	645.5	645.2	645.0	644.8	644.5
160°	663.0	660.0	659.0	656.0	655.0	655.0	655.0	655.0	655.0	655.8	656.5
162.5°	673.0	669.0	669.0	665.0	661.0	661.5	662.0	662.5	663.0	664.0	665.0
165°	681.0	678.0	676.0	676.0	673.0	673.0	673.0	673.0	673.0	672.8	672.5
167.5°	690.0	687.0	684.0	686.0	688.0	687.2	686.5	685.8	685.0	683.2	681.5
170°	698.0	695.0	692.0	692.0	693.0	692.5	692.0	691.5	691.0	689.8	688.5
172.5°	699.0	697.0	695.0	693.0	690.0	690.0	690.0	690.0	690.0	689.8	689.5
175°	700.0	698.0	697.0	695.0	691.0	690.8	690.5	690.2	690.0	690.0	690.0
177.5°	707.0	705.0	700.0	699.0	697.0	696.5	696.0	695.5	695.0	694.8	694.5
180°	700.0	700.0	700.0	700.0	700.0	700.0	700.0	700.0	700.0	700.0	700.0



REPORT NUMBER: P227427

CATALOG NUMBER: ISW-AF-1000-LED-E1-RW-7060-ULG

CANDELA DISTRIBUTION (continued):

	52.5°	55°	57.5°	60°	62.5°	65°	67.5°	70°	72.5°	75°	77.5°
0°	686.3	686.3	686.3	686.3	686.3	686.3	686.3	686.3	686.3	686.3	686.3
2.5°	684.6	687.2	683.7	687.2	681.1	686.3	681.9	687.2	682.8	687.2	681.9
5°	689.0	696.0	688.1	697.8	686.3	697.8	688.1	698.6	689.9	698.6	689.0
7.5°	696.0	708.3	697.8	710.1	696.0	711.8	698.6	713.6	700.4	714.5	699.5
10°	704.8	720.6	706.6	722.4	705.7	724.1	707.4	726.8	709.2	728.5	710.1
12.5°	712.7	732.9	717.1	738.2	719.7	741.7	722.4	747.0	725.9	751.4	727.6
15°	727.6	754.0	733.8	759.3	738.2	763.7	742.6	770.7	747.0	776.0	751.4
17.5°	747.0	776.0	754.9	780.4	757.5	785.6	762.8	790.9	767.2	797.1	769.8
20°	773.3	802.3	780.4	805.0	783.0	808.5	785.6	811.1	790.9	816.4	792.7
22.5°	803.2	830.5	806.7	831.3	806.7	830.5	808.5	831.3	811.1	834.9	813.8
25°	839.3	864.7	841.0	862.1	837.5	858.6	837.5	858.6	840.1	860.3	844.5
27.5°	889.3	908.7	884.1	902.5	876.2	894.6	872.6	891.1	873.5	891.1	875.3
30°	945.6	963.2	935.0	950.0	921.0	935.0	911.3	927.1	908.7	925.4	913.1
32.5°	1007.1	1021.2	993.0	1005.3	975.5	987.8	962.3	972.8	957.0	967.6	959.6
35°	1075.6	1089.7	1060.7	1072.1	1042.3	1052.8	1027.3	1032.6	1016.8	1023.8	1016.8
37.5°	1157.4	1169.7	1136.3	1146.8	1114.3	1127.5	1096.7	1102.0	1082.7	1087.1	1073.0
40°	1245.3	1258.4	1218.9	1229.4	1189.0	1204.0	1169.7	1173.2	1146.8	1151.2	1129.3
42.5°	1340.2	1352.5	1303.3	1312.0	1264.6	1280.4	1240.0	1247.0	1215.4	1219.8	1191.6
45°	1444.7	1451.8	1397.3	1403.4	1346.3	1362.1	1311.2	1324.3	1286.6	1295.3	1262.8
47.5°	1542.3	1556.4	1496.6	1501.9	1440.3	1450.0	1391.1	1408.7	1368.3	1381.5	1341.9
50°	1653.9	1664.4	1607.3	1608.2	1548.4	1552.0	1486.0	1503.6	1459.7	1473.7	1431.6
52.5°	1768.1	1775.2	1713.7	1719.8	1660.9	1667.1	1601.2	1608.2	1557.2	1569.5	1528.2
55°	1878.9	1880.6	1829.7	1827.9	1772.5	1784.0	1711.0	1726.8	1666.2	1679.4	1632.8
57.5°	1989.6	1995.7	1948.3	1950.1	1894.7	1902.6	1836.7	1848.1	1791.0	1806.8	1748.8
60°	2106.5	2125.8	2079.2	2085.4	2032.7	2048.5	1968.5	1983.4	1921.1	1946.5	1884.1
62.5°	2181.2	2253.2	2244.4	2254.1	2204.0	2211.9	2129.3	2153.1	2078.4	2096.8	2032.7
65°	2038.8	2215.4	2305.1	2403.5	2406.1	2431.6	2351.7	2360.5	2285.8	2281.4	2205.8
67.5°	1661.8	1879.7	2030.9	2233.0	2374.5	2510.7	2559.9	2572.2	2531.8	2488.8	2403.5
70°	1002.7	1240.9	1463.2	1701.4	1924.6	2169.8	2378.0	2522.1	2647.8	2641.7	2654.0
72.5°	396.3	594.1	742.6	965.8	1187.3	1458.8	1689.0	1892.1	2108.2	2240.9	2413.2
75°	156.4	206.5	241.7	366.5	471.9	674.0	877.0	986.9	1156.5	1272.5	1392.0
77.5°	112.5	123.0	124.8	145.0	152.9	211.8	247.8	285.6	321.6	344.5	340.1
80°	87.0	94.0	94.0	102.8	101.9	113.4	110.7	121.3	120.4	129.2	123.0
82.5°	65.0	69.4	69.4	76.5	76.5	83.5	81.7	88.8	86.1	92.3	86.1
85°	42.2	46.6	46.6	50.1	48.3	55.4	54.5	59.8	57.1	59.8	55.4
87.5°	23.7	26.4	27.2	29.9	27.2	32.5	31.6	34.3	31.6	34.3	32.5
90°	10.5	12.3	11.0	13.3	11.1	16.9	13.4	17.8	11.6	19.5	12.9
92.5°	6.8	7.0	7.0	7.0	7.0	7.0	6.8	6.5	6.2	6.0	6.0
95°	7.0	7.0	7.2	7.5	7.8	8.0	7.8	7.5	7.2	7.0	7.0
97.5°	11.2	12.0	11.5	11.0	10.5	10.0	9.8	9.5	9.2	9.0	8.8
100°	27.0	29.0	28.2	27.5	26.8	26.0	25.2	24.5	23.8	23.0	22.0
102.5°	47.5	50.0	49.2	48.5	47.8	47.0	45.8	44.5	43.2	42.0	41.2
105°	69.8	72.0	71.5	71.0	70.5	70.0	68.8	67.5	66.2	65.0	64.0
107.5°	93.2	95.0	94.8	94.5	94.2	94.0	93.0	92.0	91.0	90.0	89.2
110°	118.5	120.0	120.2	120.5	120.8	121.0	120.5	120.0	119.5	119.0	118.2



REPORT NUMBER: P227427

CATALOG NUMBER: ISW-AF-1000-LED-E1-RW-7060-ULG

CANDELA DISTRIBUTION (continued):

	52.5°	55°	57.5°	60°	62.5°	65°	67.5°	70°	72.5°	75°	77.5°
112.5°	146.8	148.0	148.5	149.0	149.5	150.0	149.8	149.5	149.2	149.0	148.5
115°	177.8	179.0	179.8	180.5	181.2	182.0	181.2	180.5	179.8	179.0	178.5
117.5°	209.5	211.0	212.0	213.0	214.0	215.0	213.8	212.5	211.2	210.0	209.5
120°	245.2	246.0	247.0	248.0	249.0	250.0	248.8	247.5	246.2	245.0	244.5
122.5°	278.5	279.0	280.0	281.0	282.0	283.0	281.8	280.5	279.2	278.0	277.5
125°	312.2	313.0	313.5	314.0	314.5	315.0	313.8	312.5	311.2	310.0	310.0
127.5°	343.8	345.0	345.2	345.5	345.8	346.0	346.0	346.0	346.0	346.0	345.8
130°	375.8	377.0	378.0	379.0	380.0	381.0	381.0	381.0	381.0	381.0	380.5
132.5°	409.5	411.0	412.2	413.5	414.8	416.0	415.5	415.0	414.5	414.0	414.0
135°	441.5	443.0	444.2	445.5	446.8	448.0	447.8	447.5	447.2	447.0	447.8
137.5°	471.8	473.0	473.5	474.0	474.5	475.0	475.2	475.5	475.8	476.0	477.2
140°	499.2	500.0	500.5	501.0	501.5	502.0	502.5	503.0	503.5	504.0	505.2
142.5°	526.5	527.0	528.5	530.0	531.5	533.0	533.0	533.0	533.0	533.0	533.2
145°	554.8	556.0	557.5	559.0	560.5	562.0	561.8	561.5	561.2	561.0	560.2
147.5°	578.8	580.0	581.2	582.5	583.8	585.0	585.2	585.5	585.8	586.0	585.2
150°	596.0	597.0	597.8	598.5	599.2	600.0	600.8	601.5	602.2	603.0	603.8
152.5°	610.8	611.0	611.8	612.5	613.2	614.0	615.0	616.0	617.0	618.0	619.2
155°	626.5	626.0	627.2	628.5	629.8	631.0	632.2	633.5	634.8	636.0	636.5
157.5°	644.2	644.0	645.0	646.0	647.0	648.0	648.5	649.0	649.5	650.0	650.0
160°	657.2	658.0	659.5	661.0	662.5	664.0	663.2	662.5	661.8	661.0	660.8
162.5°	666.0	667.0	668.0	669.0	670.0	671.0	670.8	670.5	670.2	670.0	669.5
165°	672.2	672.0	673.2	674.5	675.8	677.0	677.8	678.5	679.2	680.0	679.5
167.5°	679.8	678.0	679.5	681.0	682.5	684.0	685.0	686.0	687.0	688.0	688.0
170°	687.2	686.0	686.8	687.5	688.2	689.0	690.2	691.5	692.8	694.0	694.5
172.5°	689.2	689.0	689.8	690.5	691.2	692.0	692.5	693.0	693.5	694.0	694.5
175°	690.0	690.0	691.2	692.5	693.8	695.0	695.2	695.5	695.8	696.0	695.5
177.5°	694.2	694.0	695.2	696.5	697.8	699.0	699.5	700.0	700.5	701.0	700.2
180°	700.0	700.0	700.0	700.0	700.0	700.0	700.0	700.0	700.0	700.0	700.0



REPORT NUMBER: P227427

CATALOG NUMBER: ISW-AF-1000-LED-E1-RW-7060-ULG

CANDELA DISTRIBUTION (continued):

	80°	82.5°	85°	87.5°	90°
0°	686.3	686.3	686.3	686.3	686.3
2.5°	686.3	684.6	688.1	682.8	687.2
5°	698.6	690.7	700.4	690.7	699.5
7.5°	715.3	702.2	716.2	702.2	716.2
10°	731.2	709.2	732.0	710.9	732.9
12.5°	754.9	728.5	758.4	729.4	758.4
15°	781.3	751.4	784.8	752.3	786.5
17.5°	802.3	773.3	805.9	773.3	806.7
20°	819.9	797.1	824.3	797.1	826.9
22.5°	840.1	823.4	845.4	823.4	850.7
25°	866.5	855.1	872.6	856.8	876.2
27.5°	897.3	889.3	903.4	892.0	906.9
30°	933.3	930.6	937.7	932.4	941.2
32.5°	973.7	979.9	979.9	979.9	983.4
35°	1032.6	1037.9	1037.9	1039.6	1040.5
37.5°	1088.8	1097.6	1096.7	1099.4	1099.4
40°	1147.7	1159.1	1159.1	1159.1	1160.9
42.5°	1212.7	1225.0	1226.8	1221.5	1225.0
45°	1285.7	1290.1	1294.5	1291.8	1298.0
47.5°	1363.9	1368.3	1371.8	1368.3	1378.0
50°	1456.2	1455.3	1465.0	1455.3	1469.3
52.5°	1552.8	1560.7	1566.9	1557.2	1566.9
55°	1661.8	1659.2	1679.4	1666.2	1679.4
57.5°	1781.3	1781.3	1801.5	1789.2	1804.2
60°	1922.8	1911.4	1939.5	1919.3	1939.5
62.5°	2066.1	2045.8	2077.5	2059.9	2086.3
65°	2231.3	2202.3	2232.1	2209.3	2233.0
67.5°	2398.2	2364.8	2374.5	2363.1	2376.3
70°	2612.7	2608.3	2596.8	2630.2	2601.2
72.5°	2385.9	2436.9	2395.6	2475.6	2421.1
75°	1465.8	1559.9	1611.7	1693.4	1680.3
77.5°	347.1	308.5	340.1	304.9	343.6
80°	128.3	116.9	122.2	106.3	118.6
82.5°	87.9	76.5	73.8	58.9	63.3
85°	56.2	45.7	42.2	35.2	38.7
87.5°	33.4	25.5	23.7	20.2	21.1
90°	17.7	11.0	14.0	8.8	13.2
92.5°	6.0	6.0	6.0	6.0	6.0
95°	7.0	7.0	7.0	7.0	7.0
97.5°	8.5	8.2	8.0	8.0	8.0
100°	21.0	20.0	19.0	19.0	19.0
102.5°	40.5	39.8	39.0	38.5	38.0
105°	63.0	62.0	61.0	61.0	61.0
107.5°	88.5	87.8	87.0	86.5	86.0
110°	117.5	116.8	116.0	116.5	117.0



REPORT NUMBER: P227427

CATALOG NUMBER: ISW-AF-1000-LED-E1-RW-7060-ULG

CANDELA DISTRIBUTION (continued):

	80°	82.5°	85°	87.5°	90°
112.5°	148.0	147.5	147.0	147.0	147.0
115°	178.0	177.5	177.0	177.5	178.0
117.5°	209.0	208.5	208.0	208.5	209.0
120°	244.0	243.5	243.0	243.0	243.0
122.5°	277.0	276.5	276.0	276.5	277.0
125°	310.0	310.0	310.0	310.0	310.0
127.5°	345.5	345.2	345.0	346.0	347.0
130°	380.0	379.5	379.0	379.5	380.0
132.5°	414.0	414.0	414.0	414.5	415.0
135°	448.5	449.2	450.0	450.5	451.0
137.5°	478.5	479.8	481.0	481.5	482.0
140°	506.5	507.8	509.0	510.0	511.0
142.5°	533.5	533.8	534.0	535.0	536.0
145°	559.5	558.8	558.0	559.0	560.0
147.5°	584.5	583.8	583.0	584.0	585.0
150°	604.5	605.2	606.0	608.0	610.0
152.5°	620.5	621.8	623.0	625.5	628.0
155°	637.0	637.5	638.0	639.5	641.0
157.5°	650.0	650.0	650.0	652.5	655.0
160°	660.5	660.2	660.0	663.0	666.0
162.5°	669.0	668.5	668.0	671.0	674.0
165°	679.0	678.5	678.0	680.0	682.0
167.5°	688.0	688.0	688.0	691.0	694.0
170°	695.0	695.5	696.0	698.5	701.0
172.5°	695.0	695.5	696.0	698.5	701.0
175°	695.0	694.5	694.0	696.5	699.0
177.5°	699.5	698.8	698.0	700.0	702.0
180°	700.0	700.0	700.0	700.0	700.0

(END OF REPORT)